
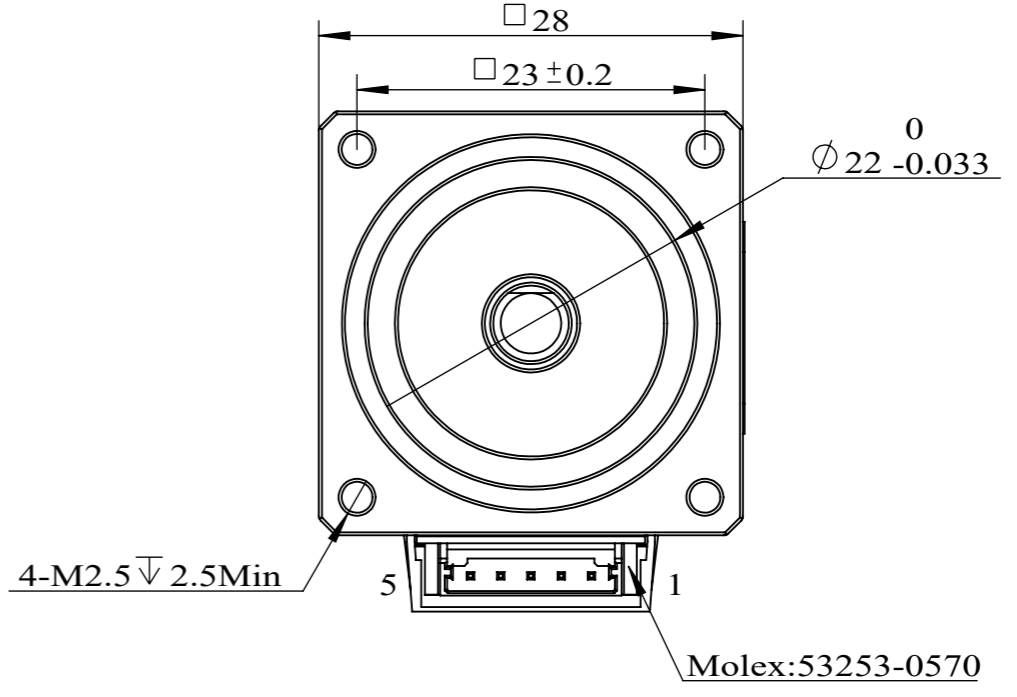
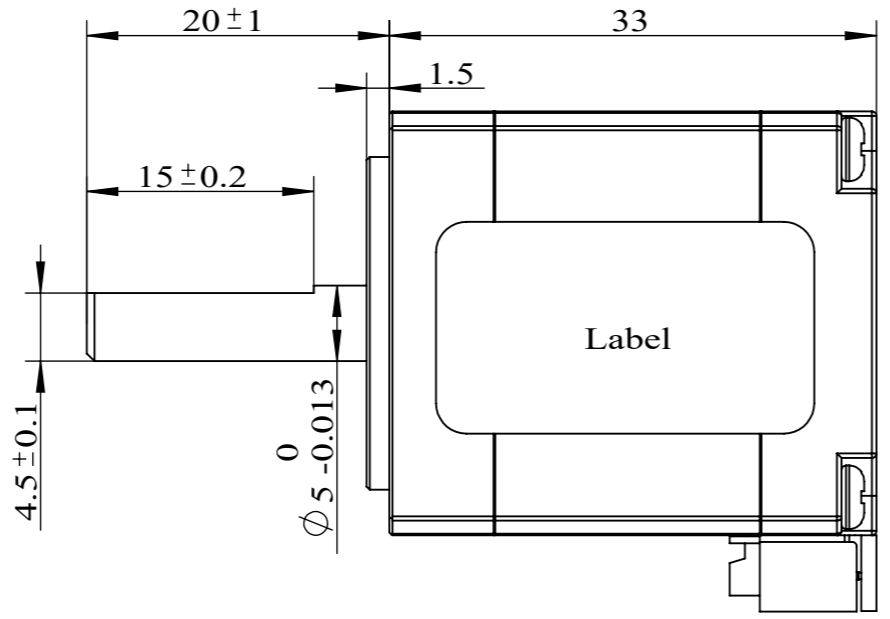
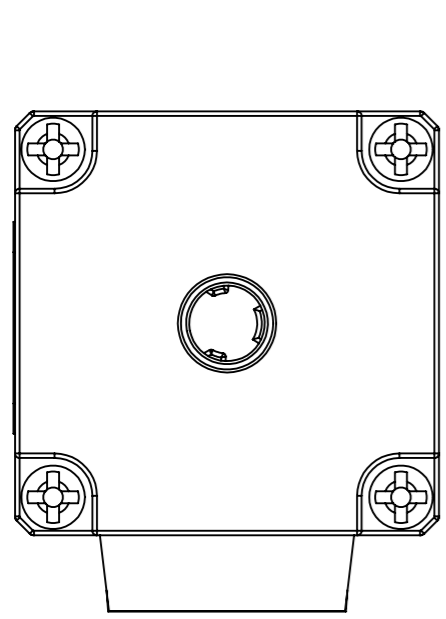


11H5033-120-5AT-003  
 CE RoHS DINGS' MOTION  
 DATE

| REVISE |      |             |          |
|--------|------|-------------|----------|
| REV.   | DATE | DESCRIPTION | DRAWN BY |

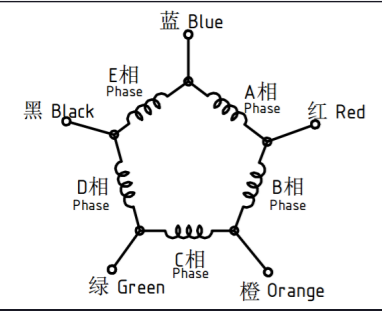


|                           |                     |
|---------------------------|---------------------|
| Motor's phase             | 5                   |
| Step angle(±5%)           | 0.72 °              |
| Rated current/phase       | 1.2 A               |
| Resistance/phase(20°C)    | 0.56 Ω±10%          |
| Inductance/phase(1V,1kHz) | 0.2 mH±20%          |
| Holding torque            | 0.05 N.m            |
| Rotary inertia            | 9 g.cm <sup>2</sup> |
| Insulation class          | B                   |
| Insulation resistance     | 100MΩ(500VDC)       |
| Heat rise                 | 80°C                |
| Motor weight              | 0.11 Kg             |

NOTICE TO PERSONS RECEIVING THIS DRAWING  
 THIS DRAWING IS ONLY CONDITIONALLY ISSUED, AND FOR THE SOLE PURPOSE OF INFORMING LICENSEES AND ASSOCIATE CONTRACTORS OF DINGS' MOTION, AND VENDORS THERETO AND CUSTOMERS THEREOF, RECEIPT OR POCESSION THEREOF DOES NOT CONFER TO TRANSFER ANY RIGHT IN THE SUBJECT MATTER OF THE DRAWING. THE DESIGN, CONSTRUCTION, TECHNICAL INFORMATION AND ALL OTHER SUBJECT MATTER SHOWN AND ASSOCIATE CONTRACTORS OF SAID CORPORATION AND ONLY FOR LICENSED MANUFACTURE, AND BY VENDORS MANUFACTURING FOR SAID CORPORATION AND ONLY FOR LICENSEES AND ASSOCIATECONTRACTORS.

**CUSTOMER**

**WIRING CHART**



**EXCITATION SEQUENCE**

|     |   |   |   |   |   |
|-----|---|---|---|---|---|
| CCW | → |   |   |   |   |
| 1 A | + |   |   |   |   |
| 2 B |   | + |   |   |   |
| 3 C |   |   | + |   |   |
| 4 D |   |   |   | + |   |
| 5 E |   |   |   |   | + |
| CW  | ← |   |   |   |   |

UNLESS OTHERWISE SPECIFIED ALL DIMENSIONS ARE IN MILLIMETERS AND TOLERANCES ARE AS BELOW PER ISO2768-cK.

| LINEAR |      | ANGULAR |       |
|--------|------|---------|-------|
| 0~3    | ±0.2 | 0~10    | ±15°  |
| 3~6    | ±0.5 | 10~50   | ±30°  |
| 6~30   | ±0.8 | 50~120  | ±1°   |
| 30~120 | ±1.5 | 120~400 | ±1.5° |

|        |                     |      |           |
|--------|---------------------|------|-----------|
| DRAWN  | Di                  | DATE | 2025/4/14 |
| APPRVD |                     | DATE |           |
| MODEL  | 11H5033-120-5AT-003 |      |           |

**DINGS'**

|       |       |       |        |
|-------|-------|-------|--------|
| SIZE  | A3    | SHEET | 1 OF 1 |
| SCALE | 1 : 1 | REV   | 00     |